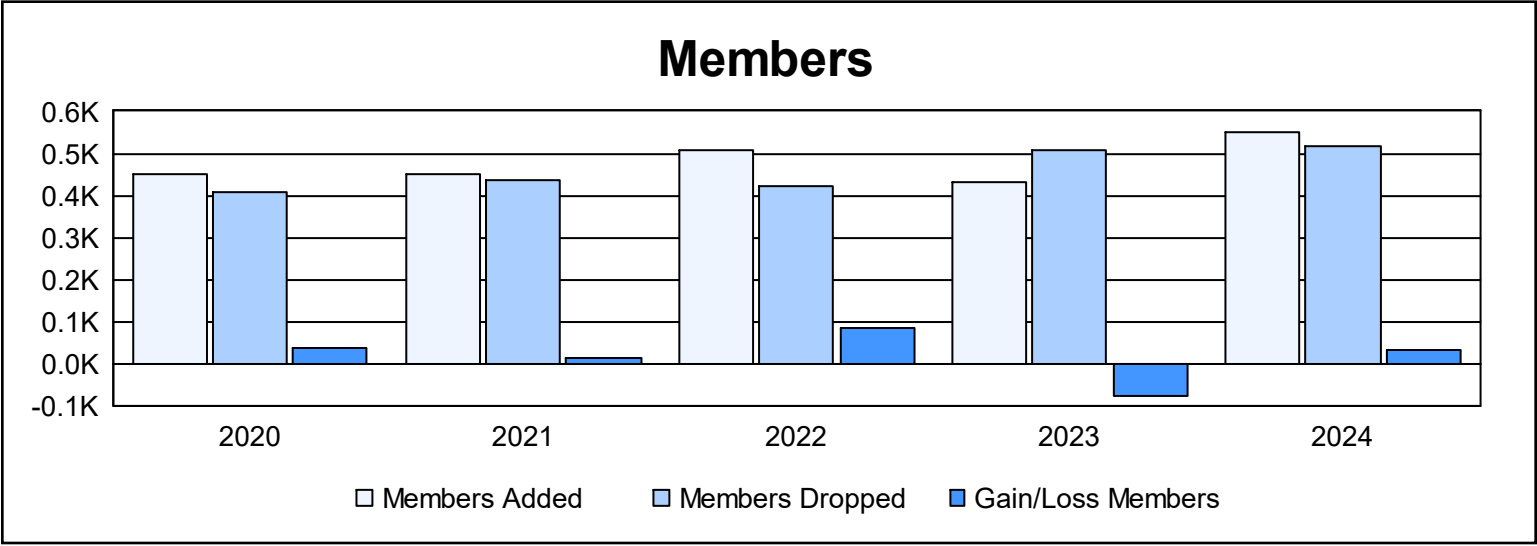
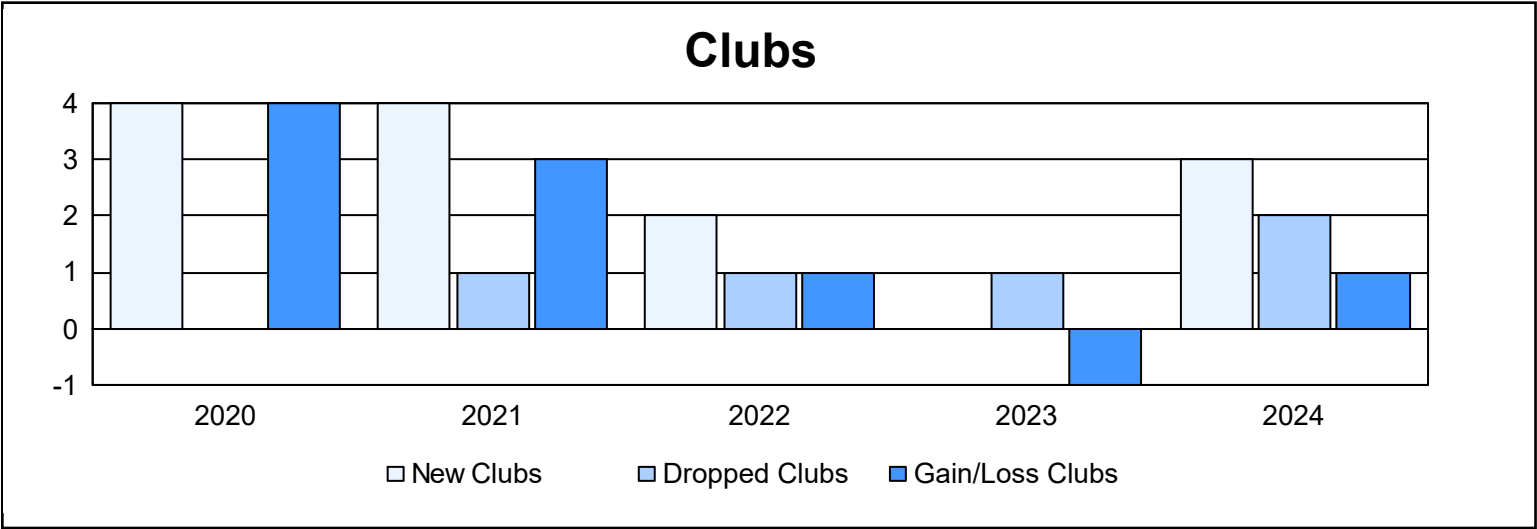
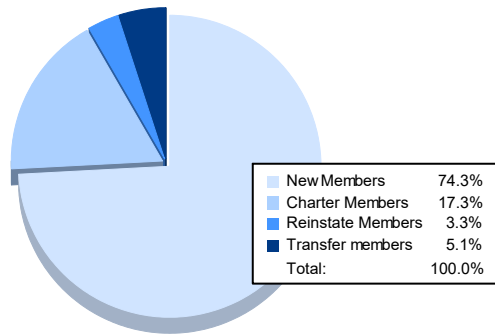


| Year | New Clubs | Dropped Clubs | Gain/ Loss Clubs | New Members | Charter Members | Reinstate Members | Transfer Members | Total Member Added | Total Members Dropped | Gain/ Loss Members |
|-----------|-----------|---------------|------------------|-------------|-----------------|-------------------|------------------|--------------------|-----------------------|--------------------|
| 2019-2020 | 4 | 0 | 4 | 318 | 99 | 13 | 18 | 448 | 409 | 39 |
| 2020-2021 | 4 | 1 | 3 | 318 | 99 | 17 | 18 | 452 | 437 | 15 |
| 2021-2022 | 2 | 1 | 1 | 401 | 61 | 14 | 31 | 507 | 422 | 85 |
| 2022-2023 | 0 | 1 | -1 | 347 | 15 | 18 | 49 | 429 | 508 | -79 |
| 2023-2024 | 3 | 2 | 1 | 407 | 95 | 18 | 28 | 548 | 515 | 33 |
| Average | 3 | 1 | 2 | 358 | 74 | 16 | 29 | 477 | 458 | 19 |



Membership Composition June 2024 Cumulative



Gender Composition June 2024 Cumulative

